

Document No.: 251-AN-002

Document Type: Application Note

Security Level: Open

How to estimate vehicle's Fuel Consumption

Version 1.00

Oct. 31, 2012



Copyright Laipac Technology Inc.

Release History

Revision	Date	Content
1.00	2013/10/31	It is initial release

Content

Scope

1. Set up the rate of vehicle's Fuel Consumption
2. Get the report of vehicle's Fuel Consumption

Scope

Calculation of fuel consumption is a new function provided by Laipac's LocationNow service platform. The user of StarFinder Lite 201 could use this function to estimate how much fuel has been used by his Vehicle in certain time interval.

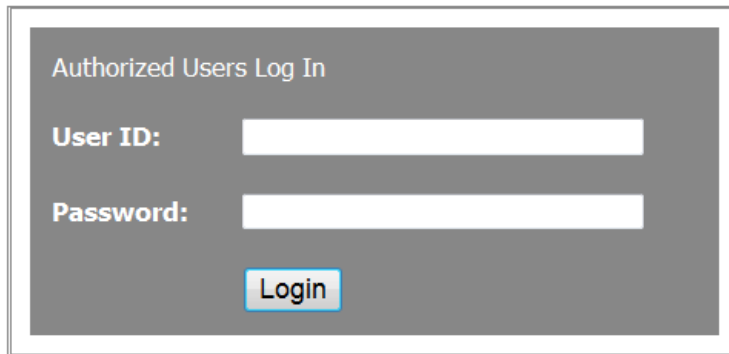
This document describes how to use this new function in detail

1. Set up the rate of vehicle's Fuel Consumption

1.1 Login Locationnow service platform

Using the link below to access Locationnow.com service platform and login with the authorized User ID and Password

<http://locationnow.com>



Authorized Users Log In

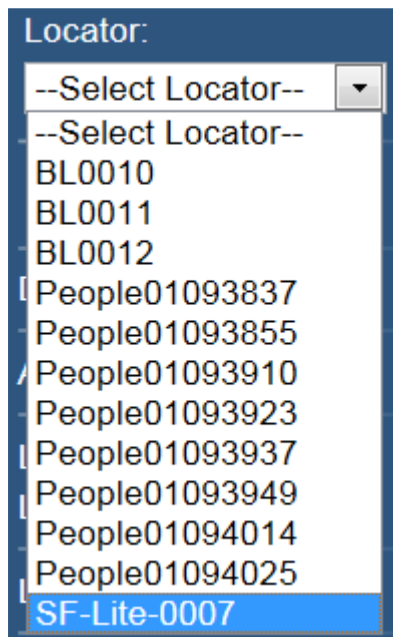
User ID:

Password:

Login

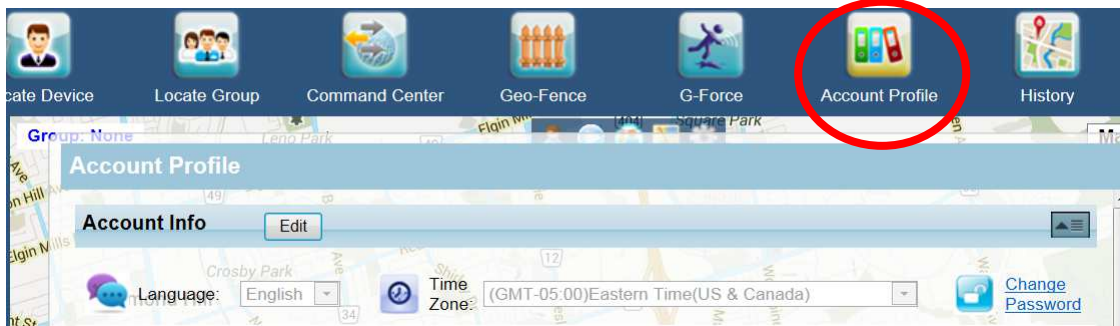
1.2 Select the desired device

After enter into main operation menu, from "Locator" window, the top left corner, select the desired device, here, it is SF-Lite-0007




1.3 Enter into Account Profile operation interface

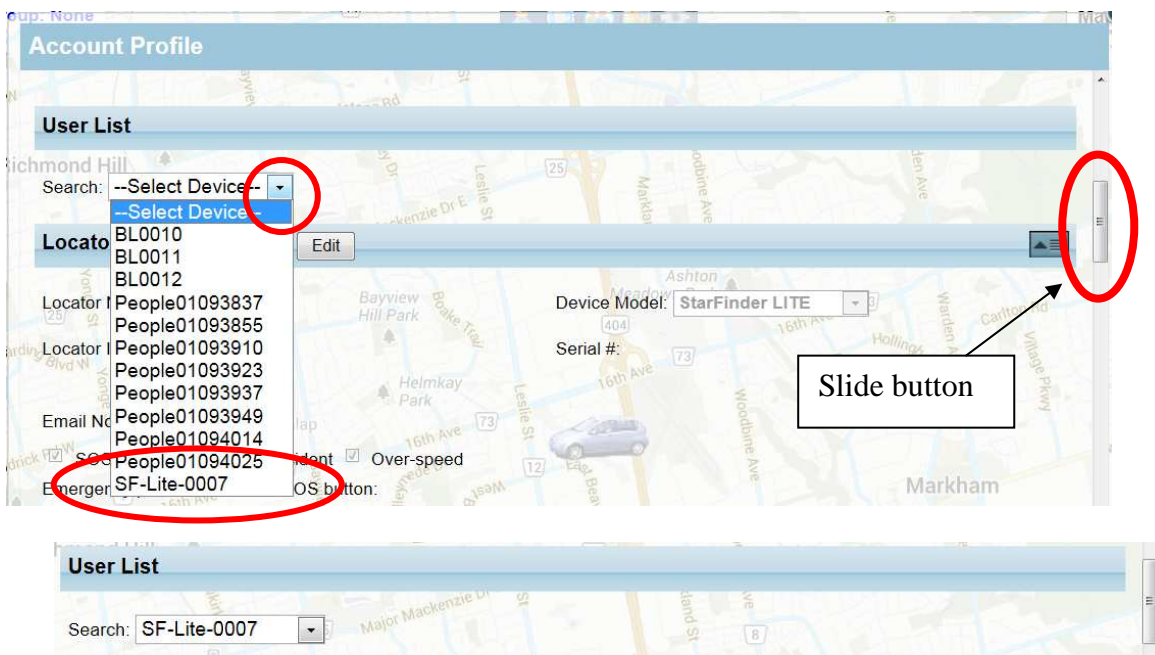
Click Account Profile button, as shown below, to enter into Account Profile operation interface



1.4 Set up the rate of Fuel Consumption

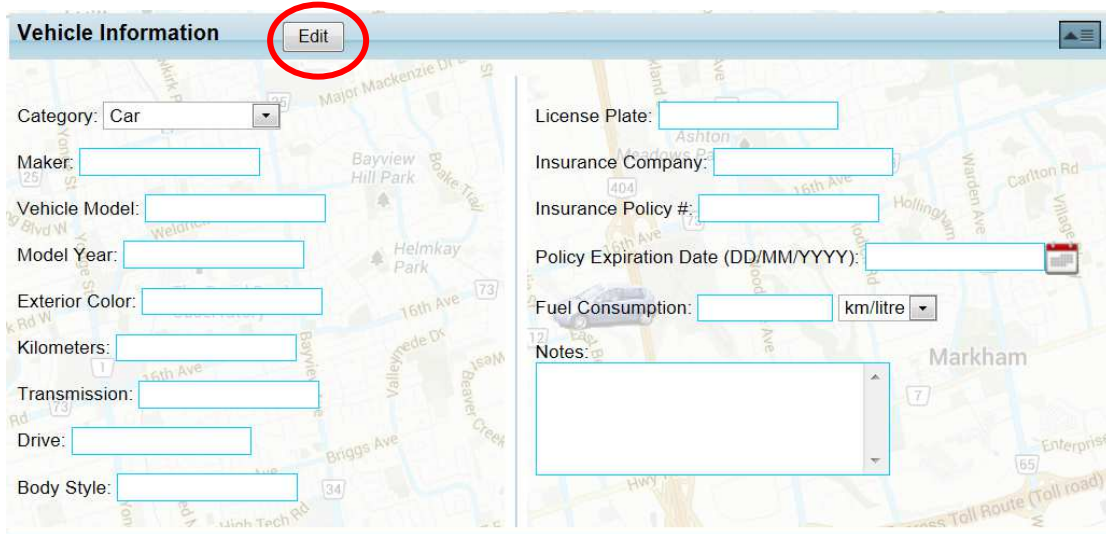
a. Select the SF-Lite 201 device which being used on user's Vehicle

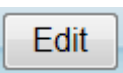
Using the slide button to locate the “Search” which is under “User List”, click  button below, inside the pull-down list, select and click the selected Locator ID, which corresponding to the desired SF-Lite device, here is, **SF-Lite-007**.

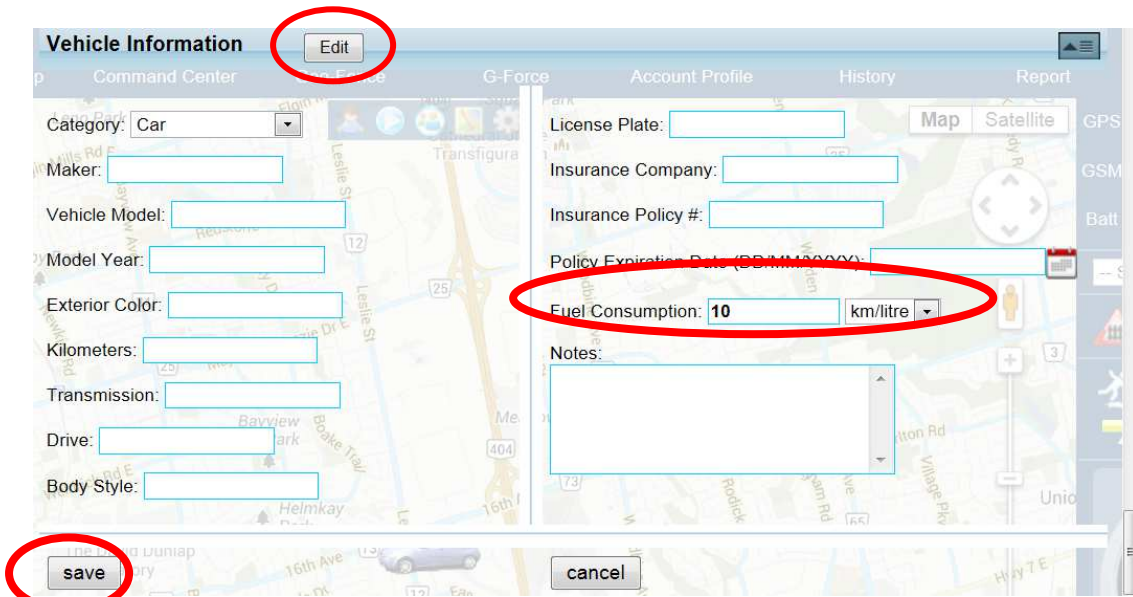


b. Set up the rate of vehicle’s Fuel Consumption

Use the slide button to locate “Vehicle Information”



Click  button to activate all those fields in order to allow user to re-setup them



Under Filed of “**Fuel Consumption**”


- Select the unit of the fuel, **km/liter** or **MPG**, here, it is **km/litre**
- Type in the rate of Fuel Consumption, such as, **10**

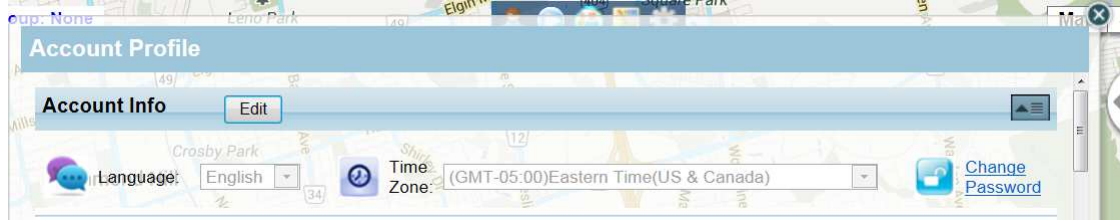
Click “**Save**” button to save those settings

Note:

Please note, the average Fuel Consumption Factor depends on the Condition of Vehicle, Age of the Vehicle, Driving conditions like Traffic/ Road condition etc.

1.5 Exit Account Profile operation interface

Using slide button to find the  button, click it to exit “Account Profile” interface



2. Get the report of vehicle’s Fuel Consumption

2.1 Go back to main menu, select “Report” → “Summary Report”



2.2 Click “Summary Report” to get the pop-up window below

a. Specify the time interval by filling item

From: (dd/mm/yyyy) (hh:mm)

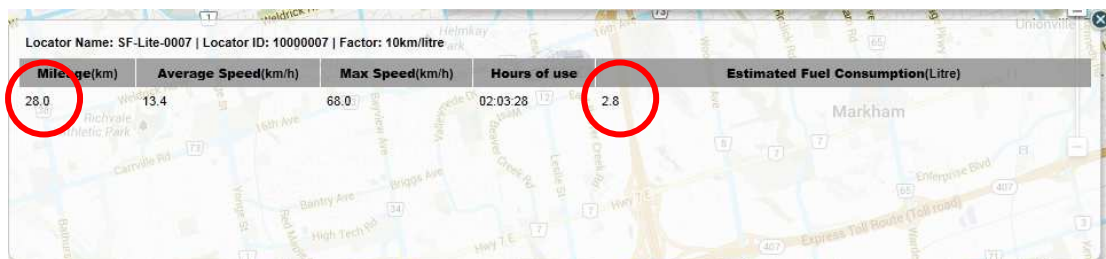
To: (dd/mm/yyyy) (hh:mm)

b. select the prefer unit for item “Speed”, “Mileage” and “Fuel”

c. Click “Generate” to get the report of Fuel Consumption



2.3 Find out your vehicle’s Fuel Consumption



The value of Mileage and its estimated correspondent Fuel Consumption will be shown in this area, here, they are **28** km and **2.8** litre